



A modern interior space featuring a kitchen with white cabinetry and a black countertop on the left. Large black-framed aluminum windows and doors on the right offer a view of a city building. A grey sofa, a potted plant, and a small round table are in the foreground. A black track lighting system is mounted on the ceiling. A large abstract painting is visible between the kitchen and the windows.

ALUMINUM WINDOW

GEORGIA | DESIGN

About us

■ Establish

GEORGIA establish in 1999. We have been focus on building materials field along with the urban development of Shenzhen.

■ Value

We achieve our team self value from 5 main ways: communicate quality has decided project quality from start. The information of correctly and effective are basic of guarantee for each client.

■ Team

GEORGIA team embrace designers, architects and house owners from all over the world with professional and positive attitude. Working together, creating together.

■ Strength

A large share of the cost of building a home is determined during the design phase, long before the ground is even broken. GEORGIA's core strength is to provide competitive products with the right architectural style under a fixed cost framework.



■ Service

The cost of time is often the easiest factor to ignore. We are in time management will be accurate to each steps of the whole trade. Therefore achieve on time delivery. Long time focus in the building materials industry let GEORGIA accumulate enough experience. We used experience to improve our quality control process. Trial assembly are necessary steps after production. The process will shown to client for check by pics and videos.

■ Transportation

The transportation is most of important step in global trade. GEORGIA not only can provide shipping service for client, but also provide storage if necessary. This would be greatly facilitates client coordination of goods in China, reduced shipping cost. Meanwhile, lower the multiple risks borne by separate shipments as well.

Table of Contents



About us	2
Casement window	4
Tilt & turn window	8
Euro handle awning window	12
Chain winder awning window	15
Sliding window	18
Single / double hung window	22
Bifold window	26
Fold up window	30

Fixed window	33
Arched window	36
Round window	39
Bay & bow window	42
Fixed louvers	45
Glass jalousie	48
Mesh screen type	51
Aluminum color	52
Glass type	53




CONTACT US
Whatsapp
8618825274660


EMAIL ADDRESS
marvin@georgia-gd.com
inquiry@georgia-gd.com

CASEMENT WINDOW

Aluminium casement windows are hinged at one side to open outwards, filling your room with light and fresh air.







CASEMENT WINDOW SYSTEM



Casement Window Details

- Series: GB-55 Series
GB-65 Series
- Aluminum profile: 1.4mm thickness
- Structure: Non-thermal break (GB-55)
Thermal break (GB-65)
- Standard glazing: 5mm+9A+5mm
- Hardware: HOPO
- Surface: Powder coated/ PVDF coated/
Anodizing

TILT & TURN WINDOW

Tilt & turn windows provide you the flexibility of choosing it as a source of ventilation or as a standard window.







TILT & TURN WINDOW SYSTEM



Tilt & Turn Window Details

- Series: GB-55 Series
GB-65 Series
- Aluminum profile: 1.4mm thickness
- Structure: Non-thermal break (GB-55)
Thermal break (GB-65)
- Standard glazing: 5mm+9A+5mm
- Hardware: HOPO
- Surface: Powder coated/ PVDF coated/
Anodizing



EURO HANDLE AWNING WINDOW



Aluminum awning windows easy to use pushing out from the bottom and very functional, providing weather protection when open.



EURO HANDLE AWNING WINDOW SYSTEM



Euro Handle Awning Window Details

- Series: GB-55 Series
GB-65 Series
- Aluminum profile: 1.4mm thickness
- Structure: Non-thermal break (GB-55)
Thermal break (GB-65)
- Standard glazing: 5mm+9A+5mm
- Hardware: HOPO
- Surface: Powder coated/ PVDF coated/
Anodizing

CHAIN WINDER AWNING WINDOW



Unfold the handle and begin to turn it clockwise until it reaches your desired angle. To close the window, you turn the crank the opposite way and lock it on both sides.





CHAIN WINDER AWNING WINDOW SYSTEM



Chain Winder Awning Window Details

- Series: GB-50 Series
- Aluminum profile: 1.4mm thickness
- Structure: Non-thermal break
- Standard glazing: 5mm+9A+5mm
- Hardware: Chinese brand
- Surface: Powder coated/ PVDF coated/ Anodizing

SLIDING WINDOW



You can always bank on sliding windows as they complement all kinds of interiors and prove to be quite practical in most spaces.



2 TRACKS

2 GLASS PANELS



SW1

2 TRACKS

3 GLASS PANELS



SW2

3 TRACKS

3 GLASS PANELS



SW3

2 TRACKS

4 GLASS PANELS



SW4

SLIDING WINDOW SYSTEM



Sliding Window Details

- Series: GB-80 Series
- Aluminum profile: 1.4mm thickness
- Structure: Non-thermal break
Thermal break
- Standard glazing: 5mm+9A+5mm
- Hardware: HOPO
- Surface: Powder coated/ PVDF coated/
Anodizing

SINGLE / DOUBLE HUNG WINDOW



Sliding sash windows do not have hinges and avail no outward swing, though some modern sash windows do tilt to assist cleaning.





SINGLE / DOUBLE HUNG WINDOW SYSTEM



Single / Double Hung Window Details

- Series: GB-83 Single Hung Series
GB-83 Double Hung Series
- Aluminum profile: 1.5mm thickness
- Structure: Non-thermal break (GB-83SHS)
Thermal break (GB-83SHS)
Non-thermal break (GB-83DHS)
Thermal break (GB-83DHS)
- Standard glazing: 5mm+9A+5mm
- Hardware: Chinese brand
- Surface: Powder coated/ PVDF coated/
Anodizing



BIFOLD WINDOW

Also known as a 'servery window', this style was traditionally found in cafes and restaurants, but it's now creating a revolution in the way you can entertain, barbecue and open up your home.





BIFOLD WINDOW SYSTEM



Bifold Window Details

- Series: GB-60 Series
- Aluminum profile: 1.4mm thickness
- Structure: Non-thermal break
- Standard glazing: 5mm+9A+5mm
- Hardware: Kerssenberg
- Surface: Powder coated/ PVDF coated/ Anodizing

FOLD UP WINDOW

A decorative horizontal bar with a blue segment on the left and a red segment on the right.

Our speical and unique fold up window will create more space for Coffee Bars and restaurants. No matter commercial or residential, make life easier with high-quality, stylish fold up windows.





FOLD UP WINDOW SYSTEM



Fold Up Window Details

- Series: GB-40 Series (Light type)
GB-55 Series (Heavy type)
GB-60 Series (Extra-heavy type)
- Aluminum profile: 1.2mm thickness (GB-40)
1.4mm thickness (GB-55)
2.0mm thickness (GB-60)
- Structure: Non-thermal break
- Standard glazing: 5mm+9A+5mm
- Hardware: Chinese brand
- Surface: Powder coated/ PVDF coated/
Anodizing

FIXED WINDOW



A picture window is a great way to bring the outdoors inside, because it gives the feeling of being inside the view.









ARCHED WINDOW

If you're looking to set your home apart, consider how arch windows can add design interest, with round tops that contrast the sharp edges of other rectangular windows around the house.



FIXED WINDOW SYSTEM



Fixed Window Details

- Series: GB-65 Series
- Aluminum profile: 1.4mm thickness
2.0mm thickness
- Structure: Thermal break
- Standard glazing: 5mm+9A+5mm
- Surface: Powder coated/ PVDF coated/
Anodizing

ROUND WINDOW



A round window placed in an unexpected area can make a wonderful focal point for a room.





ROUND WINDOW SYSTEM



Round Window Details

- Series: GB-18 Series
- Aluminum profile: 2.0mm thickness
- Structure: Non-thermal break
- Standard glazing: 8mm
- Surface: Powder coated/ PVDF coated/ Anodizing



BAY & BOW WINDOW

Bay and bow windows are created from a combination of windows joined together to create a curve that extends beyond the walls of your home.







FIXED LOUVERS



Louvers are used in buildings wherever there is a need for creating resistance to rainwater, excessive noise, hurricane-type winds, or a combination of these problems – while also ensuring proper airflow.



FIXED LOUVERS SYSTEM



Fixed Louvers Details

- Series: GB-100 Series
- Aluminum profile: Frame-2.0mm thickness
Louver-1.0mm thickness
- Structure: Non-thermal break
- Surface: Powder coated/ PVDF coated/
Anodizing

GLASS JALOUSIE



They consist of a series of horizontally-oriented glass panes that can tilt outward together to provide ventilation and a view of the outdoors.






GLASS JALOUSIE SYSTEM




Glass Jalousie Details

- Series: GB-100 Series
- Aluminum profile: 1.8-2.0mm thickness
- Structure: Non-thermal break
- Standard glazing: 6mm
- Surface: Powder coated/ PVDF coated/ Anodizing

Mesh Screen Type



Stainless Steel Screen



Retractable Screen


Aluminum Color




Alu color option:



Black



White



Grey



Customization

Surface: Powder coated/ PVDF coated/ Anodizing

Glass Type




Clear glass




Frosted glass



Low-E-Glass



Reflective glass



Super white glass




Tinted glass




Single panel
tempered glass



Double pane
laminated glass




Triple pane
laminated glass



Double pane
tempered glass



Triple pane
insulated glass



Triple pane
insulated laminated
glass


Glass Type



Rain glass-1



Rain glass-2



Rain glass-3



Rain glass-4




Rain glass-5



Rain glass-6



Rain glass-7



Rain glass-8



GEORGIA



Company address:
915 Room 5A
Building HuaQiang Idea Park
Guangming District,
Shenzhen, China, 518107



Email:
inquiry@georgia-gd.com;
marvin@georgia-gd.com



Web:
georgia-gd.com
georgia.en.alibaba.com